

# Top 100 Countries by GDP PPP (Current International \$) 1991-2022



03  
24



Cover Image credits: shutterstock

*If you have any suggestions, or would like to contribute, please write to us at [contact@sprf.in](mailto:contact@sprf.in)*

© Social Policy Research Foundation™

MARCH 2024




# Top 100 Countries by GDP PPP (Current International \$) 1991-2022

This list looks at the performance of the top 100 countries by GDP at PPP, between 1991 and 2022.

2022 is the most recent year for which official World Bank data exists for a large list of countries, thus making it easily comparable.

PPP allows us to understand and make comparisons between two countries about the price of the same goods and services in both countries. Thus, a PPP analysis shows the price of the same goods and services in different economies, adjusted for parity. A high PPP implies that a basic set of essential goods and services is cheaper inside India, for an Indian consumer, than the same basket would be for a consumer in Japan, Germany or the UK. This analysis has used the PPP at Current International \$, using World Bank data.



## INDIA IN COMPARISON

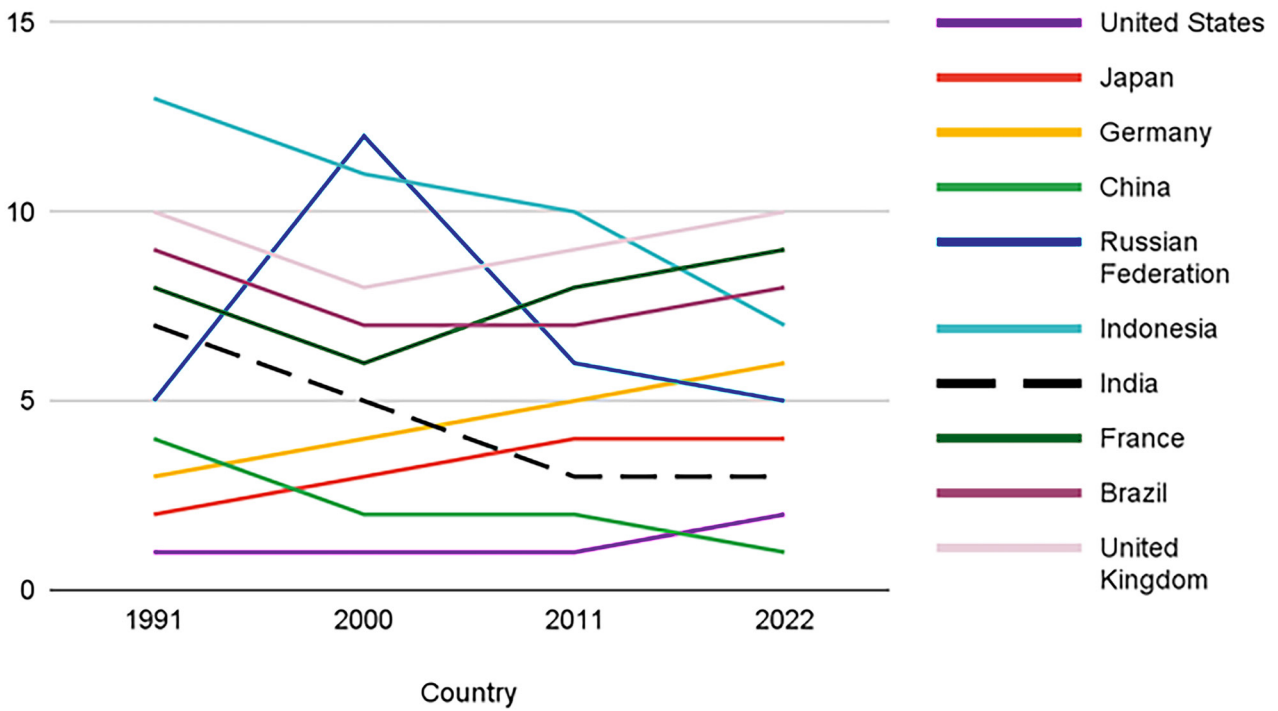
---

India has achieved significant gains in GDP at PPP since 1991, as a result of liberalisation of the economy. India ranked 3rd in 2011, right behind China and the US, and continues to hold that rank in 2022. Other countries, such as Germany, Japan and the United Kingdom have dropped down in rankings over the years.

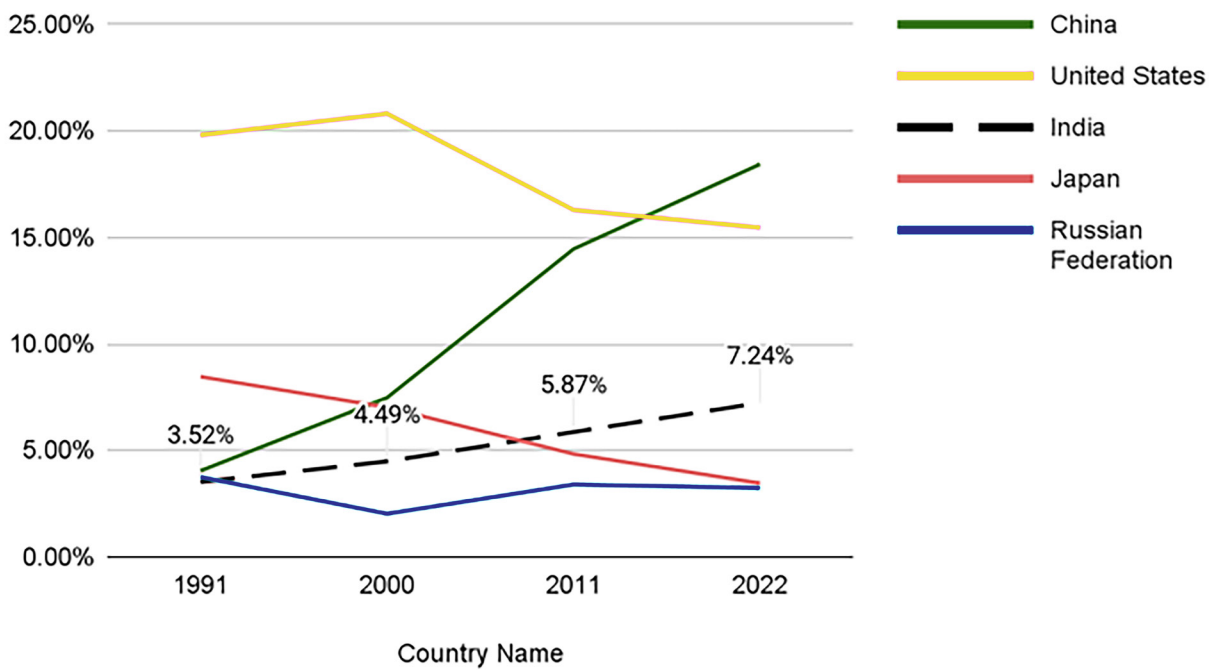
As of 2022, China has emerged as the top ranking country. However, the share of the Indian GDP PPP as a percentage of the Global GDP at PPP has been significantly increasing, while that of the US, Japan, Russia (and other countries not shown in this graph) have decreased.

As of 2024, the Indian economy when seen at PPP is 3.6 times that of the UK, 2.1 times that of Japan, and 2.5 times that of Germany.

Historic Rank of Current (2022) Top 10 Countries by GDP PPP (current International \$)



Percentage of Global GDP for Top 5 Countries by GDP PPP in 2022 (Current International \$)



## COUNTRIES RANKED BY GDP PPP

Rank	Country Name	1991	2000	2011	2022
1	China	1258454144982	3683441694021	13844365196059	30337137253235
2	United States	6158129000000	10250947997000	15599728123000	25439700000000
3	India	1095136631205	2211693660006	5618380734806	11904797215597
4	Japan	2631467510417	3461199212871	4629400479633	5703678350515
5	Russian Federation	1166054436934	1000581025238	3259319197327	5326854623770
6	Germany	1679986778765	2236505982319	3415020684916	5323007172750
7	Indonesia	617313147077	1002269831591	2229511719015	4038238660584
8	Brazil	1041738357709	1581938922711	2970630762100	3838531755777
9	France	1073887065804	1589551596986	2446475413051	3764758580255
10	United Kingdom	1000365893761	1562511710832	2354769903633	3678727651704
11	Turkiye	480150060754	609051233060	1454111481656	3182086442884
12	Italy	1109710366010	1541857487401	2173169963371	3112290040085
13	Mexico	768274789341	1149658899218	1989888022476	2843114228523
14	Korea, Rep.	410211321363	871475638525	1625275455251	2598470913025
15	Canada	567048053071	900996986801	1430806739877	2271469059836
16	Spain	563930733763	875796238617	1489595017147	2213649427177
17	Saudi Arabia	618031118590	822355936156	1599503802946	2158310846360
18	Egypt, Arab Rep.	217689570259	398365559196	818754235837	1675505490921
19	Australia	308266971083	505056094141	938849887363	1643970097093

Rank	Country Name	1991	2000	2011	2022
20	Poland	2266049948 66	4083795828 49	8624515938 50	1625113837 622
21	Iran, Islamic Rep.	4936020837 31	7125417319 52	1449083552 221	1617097090 430
22	Pakistan	2390878209 60	3972469019 54	7904527792 87	1497724293 606
23	Thailand	2733816694 17	4592139691 32	9127896770 04	1482631449 423
24	Viet Nam	8679482041 1	2016648597 20	5118885896 42	1321694149 369
25	Nigeria	2031877762 58	2816801680 02	8014409490 35	1281139957 239
26	Bangladesh	1123331597 07	2033931333 26	4686478167 74	1266359016 446
27	Netherlands	3036307425 67	5076568517 45	7778809063 89	1254458104 419
28	Argentina	2645212703 70	4279074253 95	7972638812 42	1226624979 472
29	Philippines	1687112898 40	2679508863 55	5605511706 06	1171369985 666
30	Malaysia	1390701872 44	2991711365 31	6218618033 79	1137789082 909
31	Colombia	1747690376 87	2648380336 09	5298751867 11	1051418116 748
32	South Africa	2660612728 57	3817247465 39	6965262252 02	9535361286 41
33	United Arab Emirates	1720816674 07	3189856603 94	6231322389 40	8354359187 42
34	Romania	1103006305 82	1312661983 39	3788311872 71	7858708565 26
35	Belgium	1961061728 07	2848816587 77	4519327187 64	7651689520 92
36	Switzerland	1957954436 52	2636449342 54	4549120957 60	7428675565 69
37	Singapore	80032441182	1763242683 76	4149666211 81	7193224221 72
38	Sweden	1786612970 24	2628272788 44	4215159765 18	6832971292 27
39	Ireland	5089105498 5	1149599466 39	2066395967 35	6503164593 71

Rank	Country Name	1991	2000	2011	2022
40	Norway	8344987744 3	1661160586 28	3093703262 98	6271849922 28
41	Austria	1598871086 83	2353933075 83	3730314635 77	6137147766 04
42	Kazakhstan	1242700947 25	1149760484 04	3440494559 19	6047508603 08
43	Algeria	1817755477 28	2619030813 95	4949310550 76	5939255079 44
44	Chile	66075694115	1453557270 71	3491477483 27	5922053578 75
45	Czechia	1201514055 23	1665279915 63	3044009110 32	5250143944 97
46	Peru	7831588744 5	1332929511 29	3065962574 63	5125315290 71
47	Iraq	4786126789 5	2595520918 82	4152692708 56	4834690574 26
48	Israel		1615523498 34	2419957176 13	4755311178 26
49	Ukraine	3729088586 59	2095054994 29	4226336279 58	4487104535 40
50	Denmark	98316116058	1530528942 02	2473522523 03	4421197398 97
51	Portugal	1268935277 26	1942765148 54	2826207278 97	4357785528 04
52	Hungary	8636442606 0	1210558063 91	2296433602 22	4025096108 14
53	Greece	1446809827 00	2109289055 08	2850795933 05	3865791941 39
54	Morocco	7557076241 1	1127653366 75	2425031622 18	3631354509 02
55	Ethiopia	1905918182 0	3194259263 4	1022893939 58	3470076567 72
56	Uzbekistan	5609388443 2	6553542428 0	1714831469 91	3399285066 99
57	Finland	8804089034 8	1386700110 68	2204710556 44	3304224295 39
58	Sri Lanka	4468894901 5	8425788358 1	1906685709 48	3196323805 28
59	Kenya	41511270740	5842566138 9	1175980239 44	3115127379 17



Rank	Country Name	1991	2000	2011	2022
60	Qatar		57299323490	283715621800	307376583457
61	Myanmar	18037687042	42964311283	176893542391	271966014970
62	New Zealand	50769865154	82948259346	143362843770	267217904778
63	Dominican Republic	27278672515	57202129278	116474304267	256478508760
64	Kuwait		114763029459	247672823743	249085373168
65	Angola	40546779830	53870124026	162538811659	248269003525
66	Ecuador	53219427160	73959714523	150266909235	230887330586
67	Bulgaria	62311124505	52475648464	115717004314	218814934133
68	Ghana	26482752927	45457748575	114325851684	216692314172
69	Belarus	54391157056	57899283414	156715098658	208098911117
70	Slovak Republic		61316947193	141755240350	203458074477
71	Sudan	43656855025	88553822726	169772374359	197688288941
72	Tanzania	24786702722	38730712025	98844247429	196775783710
73	Oman	52037630866	92788112935	161201808677	191006261694
74	Guatemala	32198519369	55146958033	100356396780	187842797416
75	Cote d'Ivoire	33952537964	53808532302	72988975599	184182964851
76	Azerbaijan	38696484279	27217678656	135803575412	180813396141
77	Panama	14598906721	26250658765	65012818041	173224995574
78	Serbia		45247763192	99446325752	159374794266
79	Libya		109360056260	99575929952	159291146681

Rank	Country Name	1991	2000	2011	2022
80	Croatia		4767424323 7	9049220829 8	1551493896 39
81	Tunisia	3379503094 2	6130634048 0	1136066140 97	1542492014 47
82	Nepal	1780910016 2	3231958072 8	61740111910	1443863903 03
83	Lithuania		2956065473 6	6929818839 2	1383558051 74
84	Congo, Dem. Rep.	2889596877 5	2103624825 1	4465524952 4	1324592426 65
85	Costa Rica	1656855521 9	3102350320 4	6275946686 3	1307491938 62
86	Puerto Rico	5016030581 5	8739699878 5	1170725367 77	1305178697 89
87	Uganda	1276564566 1	2697787289 4	7563885442 8	1272482497 75
88	Jordan	1642366165 8	3038216516 3	7205091280 2	1265134366 80
89	Cameroon	2289520438 4	3143932548 3	6047065995 6	1227694948 71
90	Bolivia	17721116845	2890590415 0	5576533777 8	1190344234 04
91	Paraguay	2433735904 3	3538126109 5	6652957656 3	1083739491 78
92	Slovenia		3580996320 8	5939158773 7	1020142600 36
93	Uruguay	2220550123 3	3569294601 9	6366000632 9	9875287854 2
94	Luxembourg	1284534796 7	2405231419 3	4897084849 3	9183702478 8
95	Bahrain	1530970567 9	2800266452 7	6055569159 7	9017159197 5
96	Cambodia		1305701829 2	3797210497 9	8979467643 1
97	Zambia	1224327219 1	17113922255	4661223875 3	7958228152 8
98	Georgia	2243456205 8	1264981367 1	3140496320 1	7488887420 8
99	Latvia		1903646547 9	3964638126 6	7484692303 7
100	Senegal	1239689839 3	1956802437 7	3479398916 8	7290847172 0

## COUNTRIES RANKED BY SHARE OF GLOBAL GDP PPP

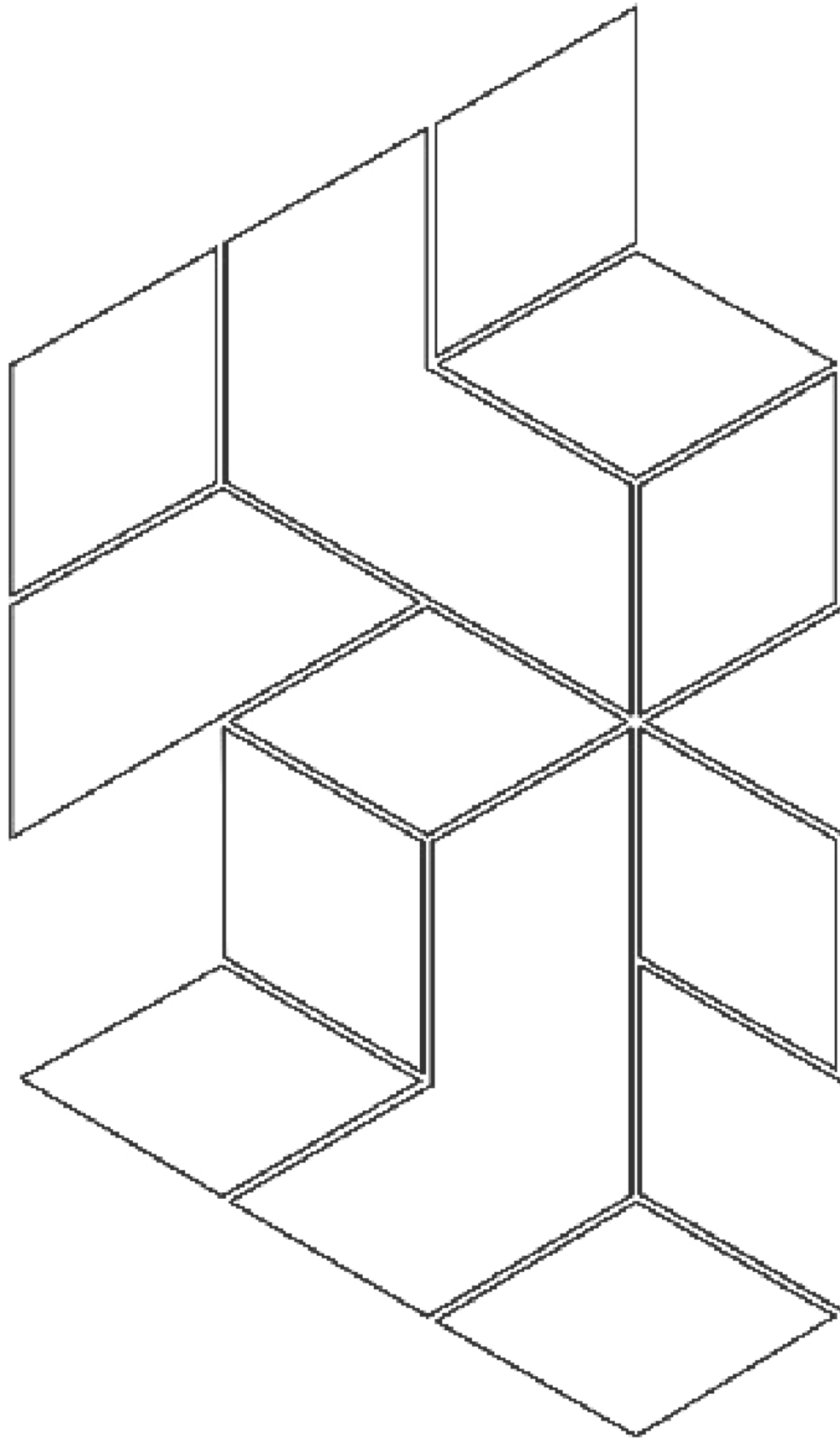
Rank	Country Name	1991	2000	2011	2022
1	China	4.05%	7.48%	14.46%	18.44%
2	United States	19.81%	20.81%	16.29%	15.46%
3	India	3.52%	4.49%	5.87%	7.24%
4	Japan	8.46%	7.03%	4.83%	3.47%
5	Russian Federation	3.75%	2.03%	3.40%	3.24%
6	Germany	5.40%	4.54%	3.57%	3.24%
7	Indonesia	1.99%	2.03%	2.33%	2.45%
8	Brazil	3.35%	3.21%	3.10%	2.33%
9	France	3.45%	3.23%	2.55%	2.29%
10	United Kingdom	3.22%	3.17%	2.46%	2.24%
11	Turkiye	1.54%	1.24%	1.52%	1.93%
12	Italy	3.57%	3.13%	2.27%	1.89%
13	Mexico	2.47%	2.33%	2.08%	1.73%
14	Korea, Rep.	1.32%	1.77%	1.70%	1.58%
15	Canada	1.82%	1.83%	1.49%	1.38%
16	Spain	1.81%	1.78%	1.56%	1.35%
17	Saudi Arabia	1.99%	1.67%	1.67%	1.31%
18	Egypt, Arab Rep.	0.70%	0.81%	0.86%	1.02%
19	Australia	0.99%	1.03%	0.98%	1.00%

Rank	Country Name	1991	2000	2011	2022
20	Poland	0.73%	0.83%	0.90%	0.99%
21	Iran, Islamic Rep.	1.59%	1.45%	1.51%	0.98%
22	Pakistan	0.77%	0.81%	0.83%	0.91%
23	Thailand	0.88%	0.93%	0.95%	0.90%
24	Viet Nam	0.28%	0.41%	0.53%	0.80%
25	Nigeria	0.65%	0.57%	0.84%	0.78%
26	Bangladesh	0.36%	0.41%	0.49%	0.77%
27	Netherlands	0.98%	1.03%	0.81%	0.76%
28	Argentina	0.85%	0.87%	0.83%	0.75%
29	Philippines	0.54%	0.54%	0.59%	0.71%
30	Malaysia	0.45%	0.61%	0.65%	0.69%
31	Colombia	0.56%	0.54%	0.55%	0.64%
32	South Africa	0.86%	0.77%	0.73%	0.58%
33	United Arab Emirates	0.55%	0.65%	0.65%	0.51%
34	Romania	0.35%	0.27%	0.40%	0.48%
35	Belgium	0.63%	0.58%	0.47%	0.47%
36	Switzerland	0.63%	0.54%	0.48%	0.45%
37	Singapore	0.26%	0.36%	0.43%	0.44%
38	Sweden	0.57%	0.53%	0.44%	0.42%
39	Ireland	0.16%	0.23%	0.22%	0.40%

Rank	Country Name	1991	2000	2011	2022
40	Norway	0.27%	0.34%	0.32%	0.38%
41	Austria	0.51%	0.48%	0.39%	0.37%
42	Kazakhstan	0.40%	0.23%	0.36%	0.37%
43	Algeria	0.58%	0.53%	0.52%	0.36%
44	Chile	0.21%	0.30%	0.36%	0.36%
45	Czechia	0.39%	0.34%	0.32%	0.32%
46	Peru	0.25%	0.27%	0.32%	0.31%
47	Iraq	0.15%	0.53%	0.43%	0.29%
48	Israel	0.00%	0.33%	0.25%	0.29%
49	Ukraine	1.20%	0.43%	0.44%	0.27%
50	Denmark	0.32%	0.31%	0.26%	0.27%
51	Portugal	0.41%	0.39%	0.30%	0.26%
52	Hungary	0.28%	0.25%	0.24%	0.24%
53	Greece	0.47%	0.43%	0.30%	0.23%
54	Morocco	0.24%	0.23%	0.25%	0.22%
55	Ethiopia	0.06%	0.06%	0.11%	0.21%
56	Uzbekistan	0.18%	0.13%	0.18%	0.21%
57	Finland	0.28%	0.28%	0.23%	0.20%
58	Sri Lanka	0.14%	0.17%	0.20%	0.19%
59	Kenya	0.13%	0.12%	0.12%	0.19%

Rank	Country Name	1991	2000	2011	2022
60	Qatar	0.00%	0.12%	0.30%	0.19%
61	Myanmar	0.06%	0.09%	0.18%	0.17%
62	New Zealand	0.16%	0.17%	0.15%	0.16%
63	Dominican Republic	0.09%	0.12%	0.12%	0.16%
64	Kuwait	0.00%	0.23%	0.26%	0.15%
65	Angola	0.13%	0.11%	0.17%	0.15%
66	Ecuador	0.17%	0.15%	0.16%	0.14%
67	Bulgaria	0.20%	0.11%	0.12%	0.13%
68	Ghana	0.09%	0.09%	0.12%	0.13%
69	Belarus	0.17%	0.12%	0.16%	0.13%
70	Slovak Republic	0.00%	0.12%	0.15%	0.12%
71	Sudan	0.14%	0.18%	0.18%	0.12%
72	Tanzania	0.08%	0.08%	0.10%	0.12%
73	Oman	0.17%	0.19%	0.17%	0.12%
74	Guatemala	0.10%	0.11%	0.10%	0.11%
75	Cote d'Ivoire	0.11%	0.11%	0.08%	0.11%
76	Azerbaijan	0.12%	0.06%	0.14%	0.11%
77	Panama	0.05%	0.05%	0.07%	0.11%
78	Serbia	0.00%	0.09%	0.10%	0.10%
79	Libya	0.00%	0.22%	0.10%	0.10%

Rank	Country Name	1991	2000	2011	2022
80	Croatia	0.00%	0.10%	0.09%	0.09%
81	Tunisia	0.11%	0.12%	0.12%	0.09%
82	Nepal	0.06%	0.07%	0.06%	0.09%
83	Lithuania	0.00%	0.06%	0.07%	0.08%
84	Congo, Dem. Rep.	0.09%	0.04%	0.05%	0.08%
85	Costa Rica	0.05%	0.06%	0.07%	0.08%
86	Puerto Rico	0.16%	0.18%	0.12%	0.08%
87	Uganda	0.04%	0.05%	0.08%	0.08%
88	Jordan	0.05%	0.06%	0.08%	0.08%
89	Cameroon	0.07%	0.06%	0.06%	0.07%
90	Bolivia	0.06%	0.06%	0.06%	0.07%
91	Paraguay	0.08%	0.07%	0.07%	0.07%
92	Slovenia	0.00%	0.07%	0.06%	0.06%
93	Uruguay	0.07%	0.07%	0.07%	0.06%
94	Luxembourg	0.04%	0.05%	0.05%	0.06%
95	Bahrain	0.05%	0.06%	0.06%	0.05%
96	Cambodia	0.00%	0.03%	0.04%	0.05%
97	Zambia	0.04%	0.03%	0.05%	0.05%
98	Georgia	0.07%	0.03%	0.03%	0.05%
99	Latvia	0.00%	0.04%	0.04%	0.05%
100	Senegal	0.04%	0.04%	0.04%	0.04%



[WWW.SPRF.IN](http://WWW.SPRF.IN)